

300W

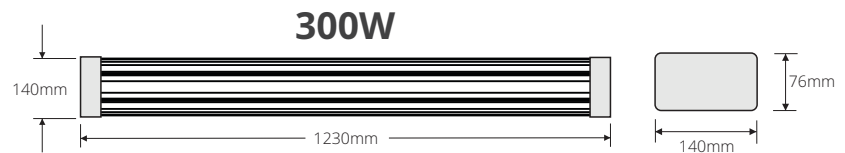


LYNX3™ SmartTune™

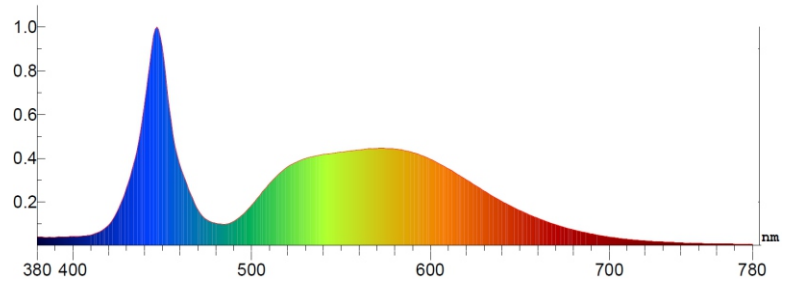
COLOR CODE	WW
PART NUMBER	GRW-120-48-300-WW-S-C
ORDER CODE	70-1018
PERFORMANCE	
WATTS (MAX)	300
PPF (μmol/s)	706
PPE (μmol/J)	2.43
POWER INPUT	100~277VAC 50/60Hz
COLOR RANGE (nm)	400-700
UV	NO
FAR RED	NO
SPECTRUM BOOSTER	N/A
FACTORY DEFAULT RATIO	0.65:1
BEST RATIO RANGE	0.5:1 ~ 1.5:1
CONTROLS	
DIMMING, MANUAL	YES
DIMMING, FADE TO OFF	YES
WIRELESS RADIO	YES
BLUETOOTH®	YES
WIFI	YES
LYNX3™	YES
SMARTTUNE™	YES
PHYSICAL STATS	
COOLING	PASSIVE, FANLESS COOLING
DIMENSIONS	1240mm x 140mm x 76 mm (48.4" x 5.5" x 3.0")
WEIGHT	6.35 kg (14 lbs)
IP RATING	IP66
CERTIFICATIONS	
UL	YES
DLC	YES
WARRANTY	5 YEARS
RATED LIFETIME	L70 50,000 Hours

The TopLight™ WW model is designed with full spectrum white LEDs. As a targeted light delivery like that of bright noon daylight. This contributes even color spectrum, with contributions from 400-700nm, with contribution of green and yellow light too. Red:Blue ratios as low as 0.57:1 with options for color ratio adjustment up to 1.5:1.

Save more energy when used with LYNX3™ and SmartTune™ controls.

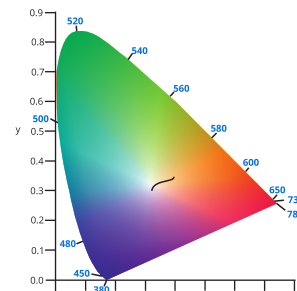


COLOR RATIO EXAMPLE



EXAMPLE: COLOR RATIO WITH DEFAULT 0.57:1 AT 100% ILLUMINANCE

COMPLIMENTARY COLOR RANGE



OPTIONAL ACCESSORIES



74-1022 - POWER CABLE, 1.5M (4.92")



75-1002 - HANGING KIT, 2M (2PCS)